

## Getting MATLAB software for home use

(Only available to Students, Staff and Researchers within the Faculty of Engineering and Environment.)

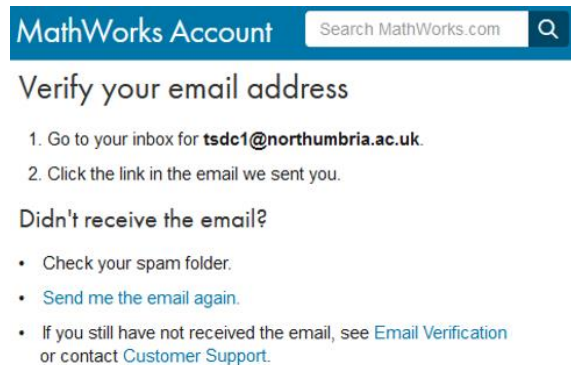
MATLAB integrates computation, visualization, and programming in an easy-to-use environment where problems and solutions are expressed in familiar mathematical notation.

The Faculty of engineering and Environment provide MATLAB to Students and Staff to install on their personal computers. What's more, you can install it on multiple devices.

- 1 Go to <https://uk.mathworks.com/login> and login

### If you don't already have an account:

- Click **Create an account** and use your **@northumbria.ac.uk** email account - using a personal email account will not work
- You'll receive an email asking you to **Verify your email address**
- Once done, you'll be logged into MathWorks with the associated 893265 license



**MathWorks Account** Search MathWorks.com

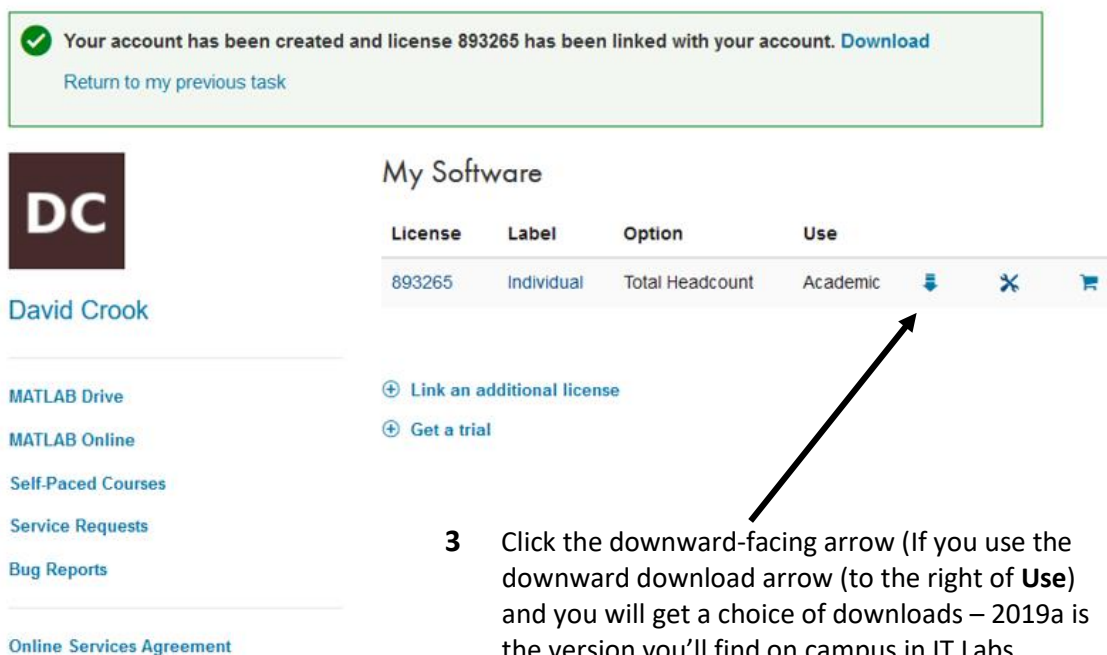
### Verify your email address

1. Go to your inbox for **tsdc1@northumbria.ac.uk**.
2. Click the link in the email we sent you.

Didn't receive the email?

- Check your spam folder.
- [Send me the email again.](#)
- If you still have not received the email, see [Email Verification](#) or contact [Customer Support](#).

- 2 You'll then see a **My Software** screen



✓ Your account has been created and license 893265 has been linked with your account. [Download](#)  
[Return to my previous task](#)

**DC**  
David Crook

MATLAB Drive  
MATLAB Online  
Self-Paced Courses  
Service Requests  
Bug Reports  
Online Services Agreement

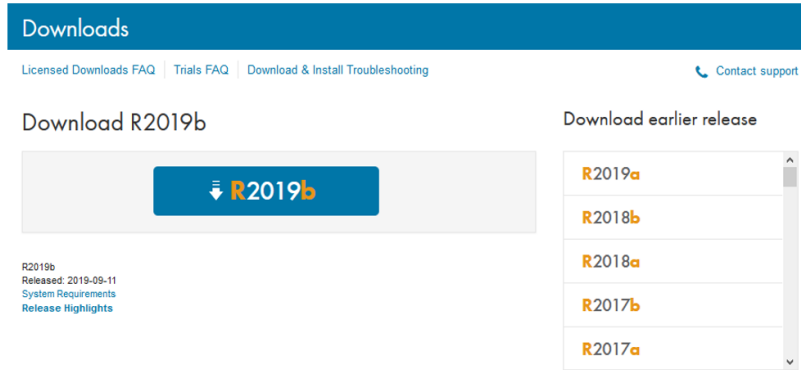
### My Software

License	Label	Option	Use
893265	Individual	Total Headcount	Academic

⊕ Link an additional license  
⊕ Get a trial

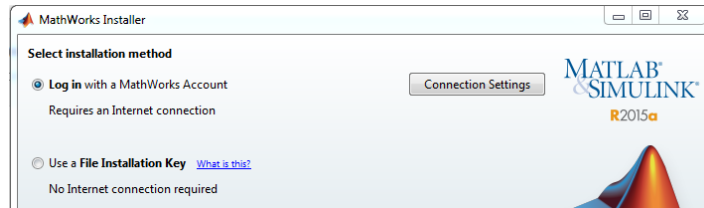
3 Click the downward-facing arrow (If you use the downward download arrow (to the right of **Use**) and you will get a choice of downloads – 2019a is the version you'll find on campus in IT Labs

- 4 Select your operating system and follow the steps to download and install



- 5 Run the exe file and setup will begin

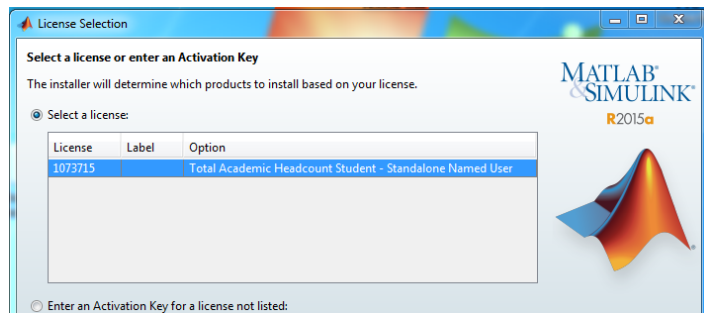
- 6 When asked to **Select Installation method**, choose **log in with a MathWorks Account**



- 7 Click **Next**, read and accept the **License Agreement** and click **Next**

- 8 Enter your Mathworks login (the one you may have just created earlier)

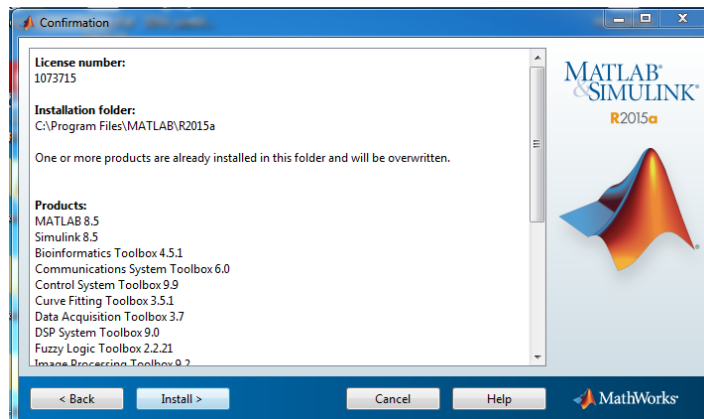
- 9 Ensure **Select a License** is chosen and you will then be offered your license



- 10 Continue to click **Next** until you reach the **Confirmation** screen

- 11 Click **Install** and MATLAB will download and install

- 12 Check that the **Activate MATLAB** box is **TICKED** and click **Next**



24

HOURS

IT SERVICE DESK - OPEN 24 HOURS, 365 DAYS A YEAR

---

Email    servicedesk@northumbria.ac.uk

Phone    0191 227 4242

Chat     northumbria.ac.uk/itchat

- 13 Click **Confirm** to register your licence – you now have access to MATLAB on your personal computer.