

# How to access your PebblePad account.

PebblePad is the ePortfolio TEL solution used at Northumbria University for the production of online portfolios and evidence. This help guide demonstrates numerous ways to access your PebblePad account.


## Using a direct link

You can access directly Pebblepad directly from your Browser. We recommend that you use the Chrome browser.

**1** Open your browser and type in:  
<https://pebblepad.northumbria.ac.uk>

**2** Select **I have an IT account at this organisation.**

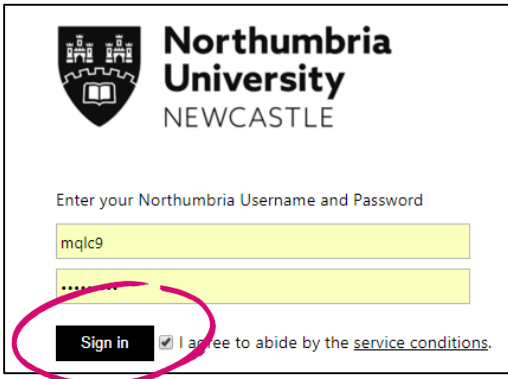
Click **Login to PebblePad.**



**3** Type in your University username and password.

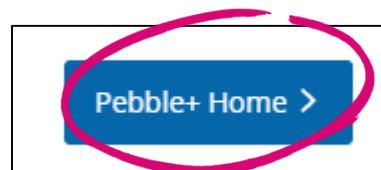
Tick the **I agree to abide by the service conditions** box.

Click **Sign in.**

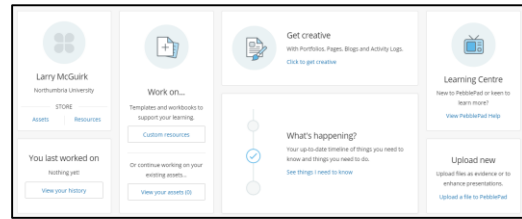


**4** If this is your first time logging into PebblePad you may see a window to play an introductory video.

Click **Pebble + Home >** to go to the homepage.



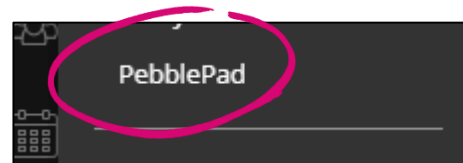
- 5 You will see the PebblePad home screen.



## Access PebblePad from your Blackboard module


Your tutor may have setup a PebblePad link in your module. If this is available, it will be visible in the left hand menu.

- 1 Login in to your module and click on the **PebblePad** link.



- 2 PebblePad will open in a browser new window.

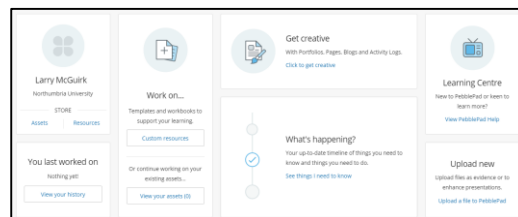
You will a message confirming this.




- 3 In some cases, you browser may block. In case you will be asked to click a button to open PebblePad.



- 4 You will see the PebblePad home screen.



## IT Support - open 24 hours, 365 days a year

Email [it.helpline@northumbria.ac.uk](mailto:it.helpline@northumbria.ac.uk)  
Phone 0191 227 4242  
Chat [northumbria.ac.uk/itchat](https://northumbria.ac.uk/itchat)  
 [twitter.com/NorthumbriaIT](https://twitter.com/NorthumbriaIT)