

# How to view your grades & feedback in Blackboard Ultra

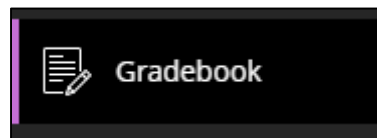
This guide will demonstrate how to access your grades within Blackboard Ultra.

**Please use the Google Chrome browser for viewing feedback on Blackboard.**

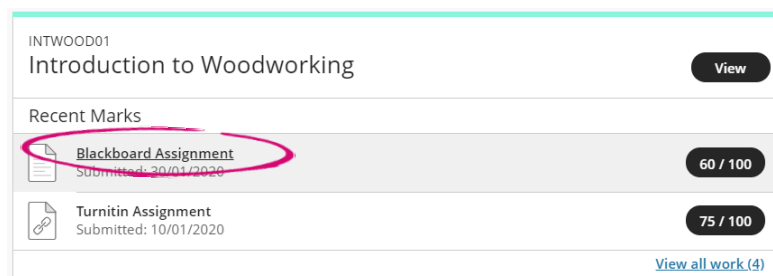
## Accessing the Gradebook (Overall)

To begin to access your grades for your modules at Northumbria University, open Blackboard by navigating to <https://elp.northumbria.ac.uk> (using the Chrome browser) – you might be prompted to login with your university username and password.

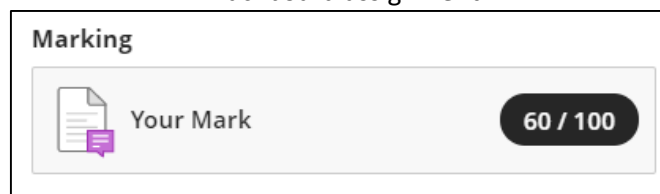
- 1 From the left-hand navigation on the landing page, click **Gradebook**.



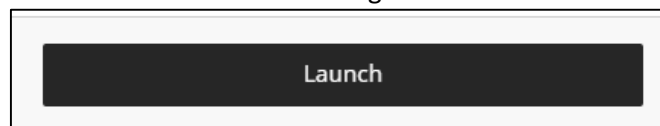
- 2 This will load up your modules on the right to begin reviewing your grades. This will give you an overview of all of your modules, including recently marked components.



Blackboard assignment



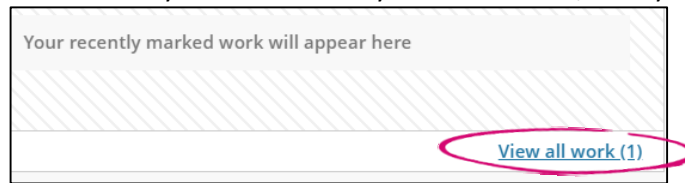
Turnitin assignment



If feedback is available, click on the piece of assessment to view your grades and feedback, then click on **Your Mark** for a **Blackboard** assignment & **Launch** for a **Turnitin** assignment.

- 3 If you do not see any assessment for a module in this window, click **View all Work()** This will take you to that modules full Gradebook.

You can click on the assessment you want to view your results here, if they are available.



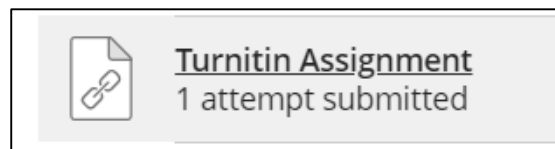
Introduction to Woodworking

## Course Marks

Kiera Coates Overall Mark [View](#)

Item Name	Due Date	Status	Mark	Feedback
Attendance	Ongoing		-- / 100	
Blackboard Assignment	27/02/2020	Marked	<b>60 / 100</b>	
Turnitin Assignment 1 attempt submitted		Marked	<b>60 / 100</b>	
Blackboard Test 2 (Late)	01/10/2019	Submitted	Pending	

If your tutor has stated that your feedback is available but it still states **Pending** in the gradebook, click on the name of the assessment and you will see an option to view your feedback in Turnitin. Turnitin assignments are usually denoted by an icon with a chain link in it.



Click on the Paper title to view your feedback

Assignment Dashboard Summary

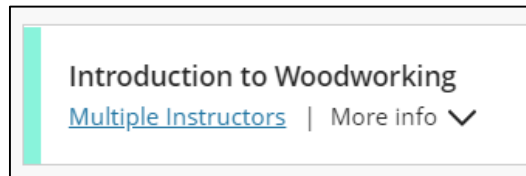
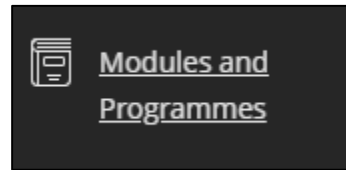
[Turnitin Assignment](#)

Paper Title	Uploaded	Grade	%
<a href="#">[Grading Template]</a>	10 Jan 2020 15:13 GMT	60	


## Accessing the Gradebook (inside of a module)

You can open a module in order to view the Gradebook for that specific module.

- 1 Open the desired module from the Modules and Programmes tab, clicking on the title of the module to open.



- 2 Once loaded, from the top right navigation, click the **Gradebook** icon. The Gradebook will then load.



- 3 Once again, the Gradebook for the module will open and present you a breakdown of the components. Clicking on the title of a component will either load the submission point (for the outstanding assignment) or the feedback for the component (if marked and the feedback release date has been met).

Item Name	Due Date	Status	Mark	Feedback
Attendance	Ongoing		-- / 100	
Blackboard Assignment	27/02/2020	Marked	60 / 100	
Turnitin Assignment 1 attempt submitted		Marked	60 / 100	
Blackboard Test 2 (Late)	01/10/2019	Submitted	Pending	

**24**  
HOURS

**IT SERVICE DESK - OPEN 24  
HOURS, 365 DAYS A YEAR**

**Email** servicedesk@northumbria.ac.uk

**Phone** 0191 227 4242

**Chat** northumbria.ac.uk/itchat