

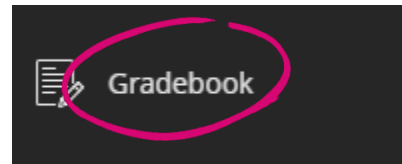
How to view your grades and feedback in Blackboard.

Once your grades and feedback have been released by your tutor you can view them in Blackboard using the **Gradebook** area.

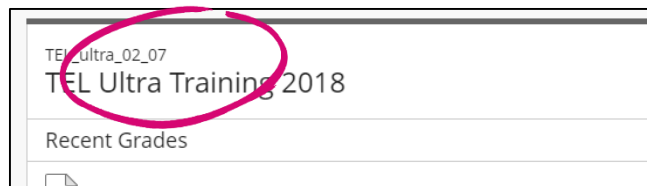
Please note: Chrome is the recommended browser for using Blackboard

IE (Internet explorer) is not supported

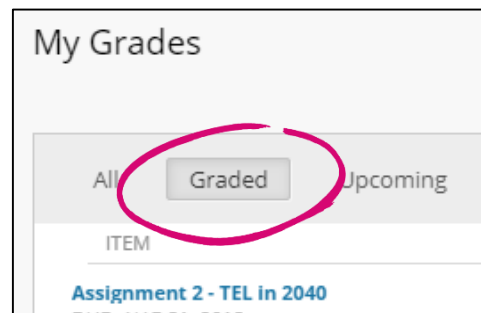
- 1 Login into Blackboard and click on **Gradebook** in the left hand menu.



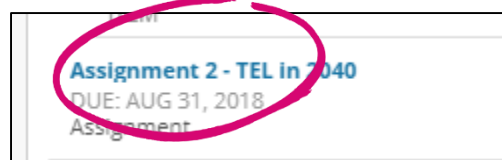
- 2 Click on the appropriate **module title** from the list of modules.



- 3 Click on **Graded** to view assignments that have been graded.

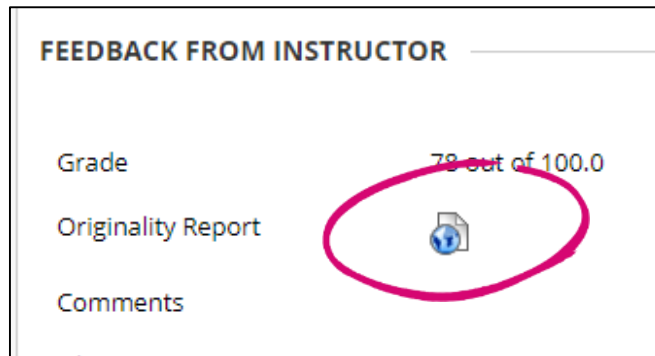


- 4 Click on the Assignment title.



- 5** Click on the **globe icon** to go Turnitin and view tutor feedback.

See the helpguide **How to view Turnitin feedback** for more details on using Turnitin.



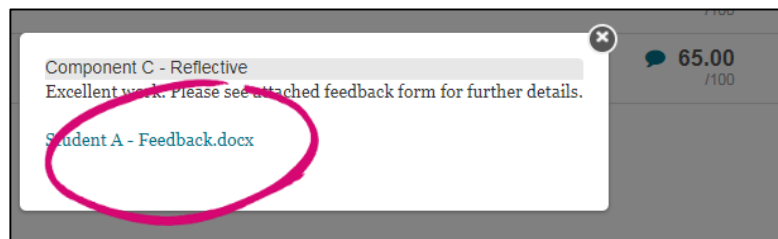
Non Turnitin assignments

- 1** Non-Turnitin assignments will have the feedback commentary in the Grade area or potentially will have a feedback mark sheet attached to download.

Clicking the speech bubble next to the grade will show the feedback commentary and any files for download.



- 2** This will show a comment and may also contain a feedback document which you can download.



IT Support - open 24 hours, 365 days a year

Email it.helpline@northumbria.ac.uk
Phone 0191 227 4242
Chat northumbria.ac.uk/itchat
 twitter.com/NorthumbriaIT