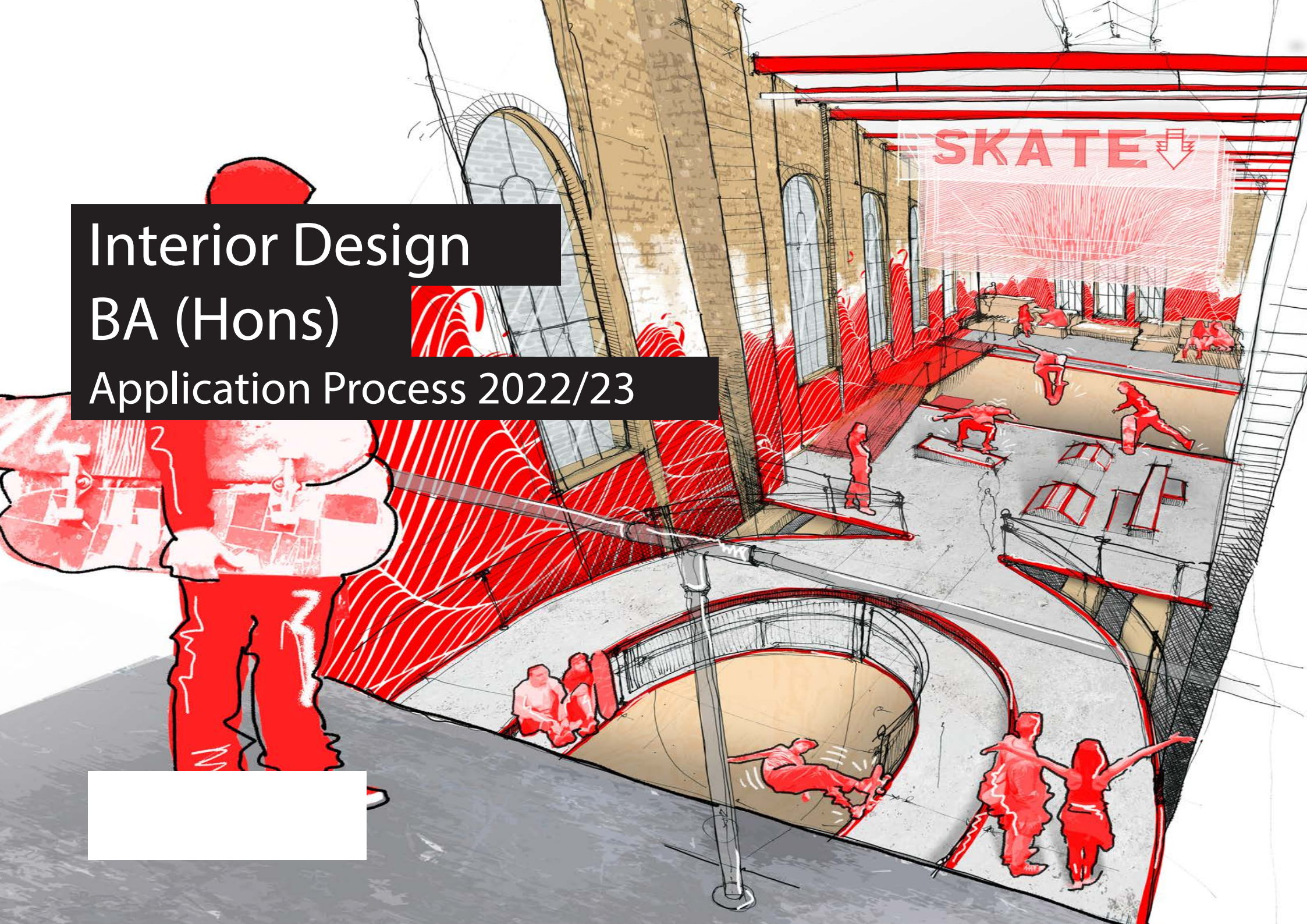


Interior Design

BA (Hons)

Application Process 2022/23



How do I make an application?

Your application to study for an undergraduate degree at Northumbria University is in two parts:

- UCAS* Application form
- Digital Portfolio & Portfolio Statement
(Note - Digital portfolio is 15 images and the Statement is 300 words)

*EU and International students can apply direct

When you apply, you will receive an email from Northumbria University confirming receipt of your application. If you are made an initial offer, you will be given instructions on uploading your Digital Portfolio. Read the instructions carefully because they will give you important information on deadlines, maximum file sizes, upload instructions etc.

The following slides will give you guidance on compiling your Digital Portfolio & Portfolio Statement. It also includes course specific details on uploading your files, what to include in the Digital Portfolio & Portfolio Statement etc.

How do I make an application?

The key milestones in the application process are as follows:

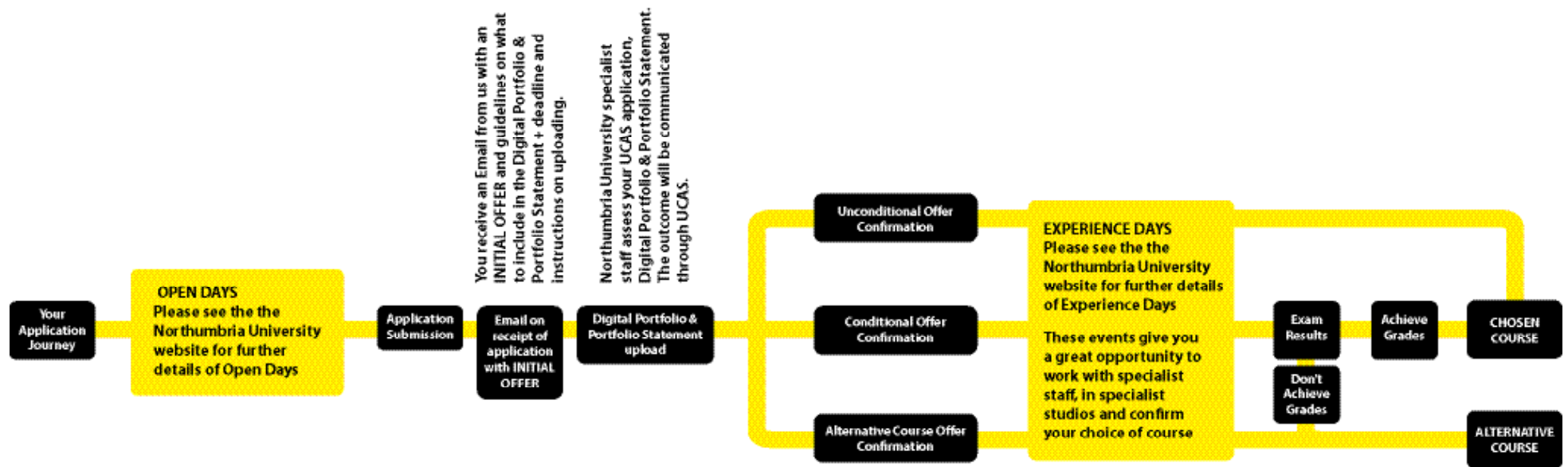
- 1 - Apply through UCAS
- 2 - Receive an initial offer
- 3 - On receiving an initial offer, you will be given instructions on uploading your Digital Portfolio & Portfolio Statement
- 4 - Northumbria University specialist staff assess your UCAS application, Digital Portfolio and Portfolio Statement
- 5 - The outcome will be communicated through UCAS and will be one of the following:

- Conditional Offer
- Unconditional Offer
- Alternative course offer

We have illustrated the Application process as an Application Journey on the following page.



What is the application Journey?



Northumbria University
NEWCASTLE

What should be in my Digital Portfolio?

For Year 1 entry, your Digital Portfolio should consist of 15 pages, showing the following:

Page 1 — A 300 word supporting Portfolio Statement. This Portfolio Statement is different to the personal statement in your UCAS application.

We are interested in what inspires you, who inspires you and how you communicate that enthusiasm through your statement and your work. Which designers and artists are you looking at and referencing? Who, or what, has inspired you to choose the specialist subject you are applying for?

We are interested in how you talk about your work and communicate the ideas behind the projects and the elements of the projects you consider to be the most successful.

You should use the Portfolio Statement and your UCAS personal statement to talk about these areas.



What should be in my Digital Portfolio? (cont)

Your Digital Portfolio should consist of 15 pages, showing the following:

Pages 2 to 12 — Show examples of your college/ school work from their starting points, as concepts and ideas, through their development to your final pieces. It is important that these pages demonstrate both your ability to generate and develop concepts, alongside practical skills and how you explore and use different media and materials.

As a guide, you could include three or four pieces of work in this section. For each project you need to show initial ideas, development work and final pieces, which could be shown as photographs of your sketchbooks, preparatory sketches and final pieces.

In particular it is important to demonstrate your handskills e.g. drawing (sketching in pencil, pen, charcoal, pastels) painting (watercolours, oil, acrylics, mixed media), 3D work (models, sculpture, textiles, making), although you can include a small amount of digital work such as photography and CAD work.

You can arrange the images in whichever way you feel tells the story of a project in the most effective way. You could have one image on a slide, or several small images could be grouped together in one slide.

Note: These pages should be made up of your own work, we don't want to see lots of secondary source material.

What should be in my Digital Portfolio? (cont)

Your Digital Portfolio should consist of 15 pages, showing the following:

Pages 13 to 15 — Showing us some of your personal work. We want students who are excited by the subject they choose and are engaged in the world around them. We want to see some independently generated work, i.e. self directed work which you have produced outside your current school/college/other course curriculum which demonstrates your own personal interests.

We would really like to see drawing that evidences your 'creative eye' and observation of the world around you. For example, observational drawings of interesting architecture, interiors, landscapes, streetscapes, objects, artifacts and portraits. Show us what inspires you!

These pages should be made up of your own work, we don't want to see lots of secondary source material.

(Note: For Year 2 or 3 entry, UK and International students may need to provide an enhanced portfolio. Details will be given on receipt of your application)



What format should my Digital Portfolio be in?


The Digital Portfolio should be submitted as an A4, 15 page Adobe Acrobat PDF. The maximum file size for this PDF is 30 Megabytes (MB).

How do I upload my Digital Portfolio?




The email containing your Initial Offer will also have a link to the Digital Portfolio upload area. Follow the instructions to upload the Portfolio.

BA (Hons) Interior Design — Portfolio Examples


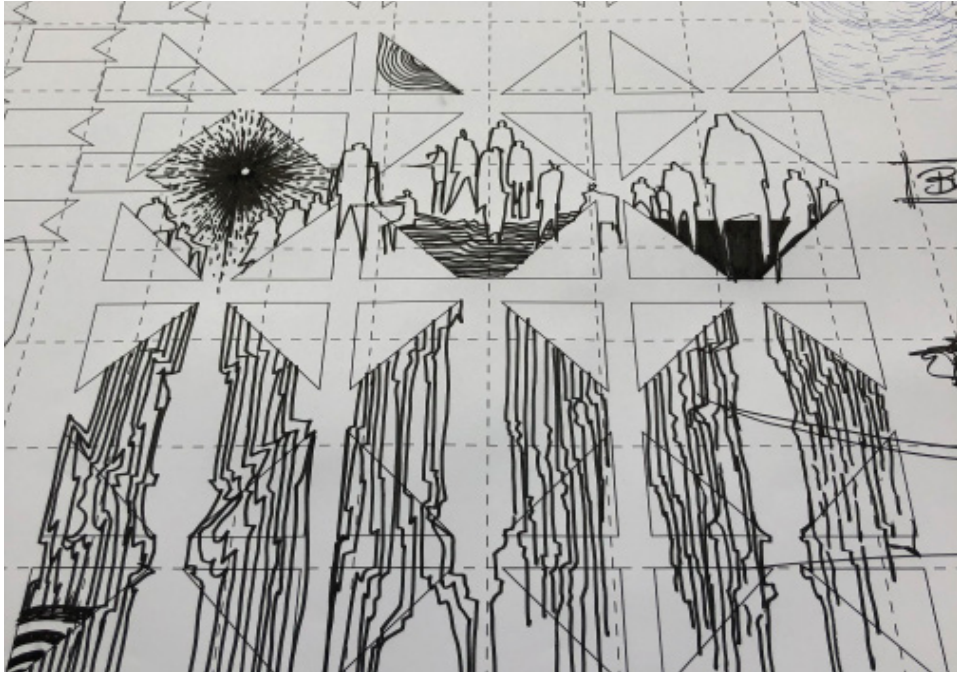
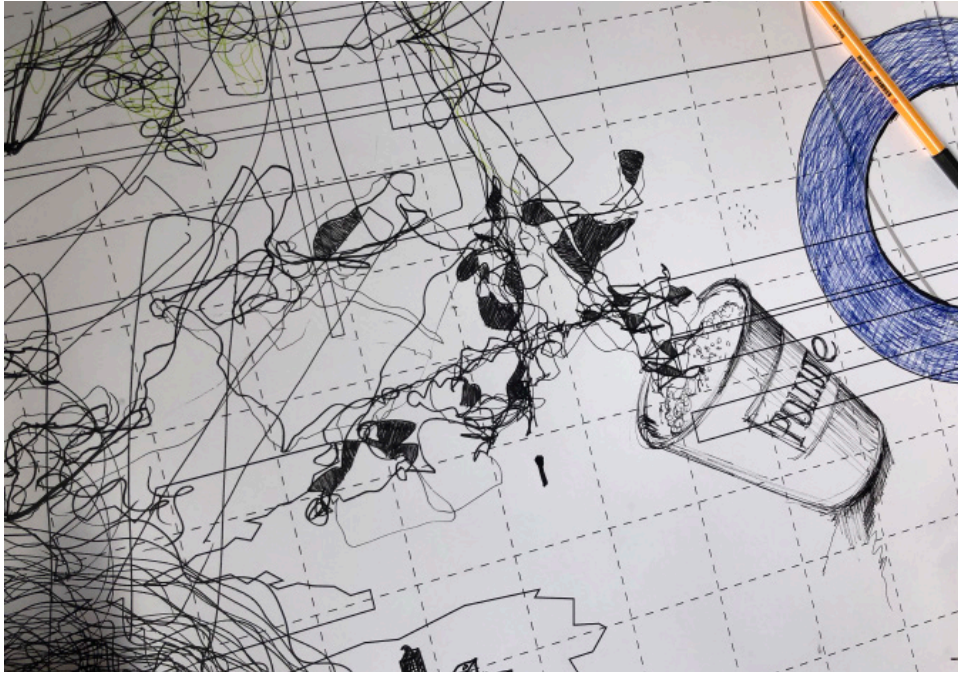
The following pages give some Portfolio Examples that you may want to consider. These will be in addition to the portfolios you will already be producing as part of your current studies, and will allow you to display personal interests and insights.





Drawing - We love to see observational drawing and documentation.



Photography - We love to see what what you've seen and how you like to capture it and frame a view.



Drawing - We love to see abstract drawing and experimentation.



Models - We love to see modelmaking and experimentation.